
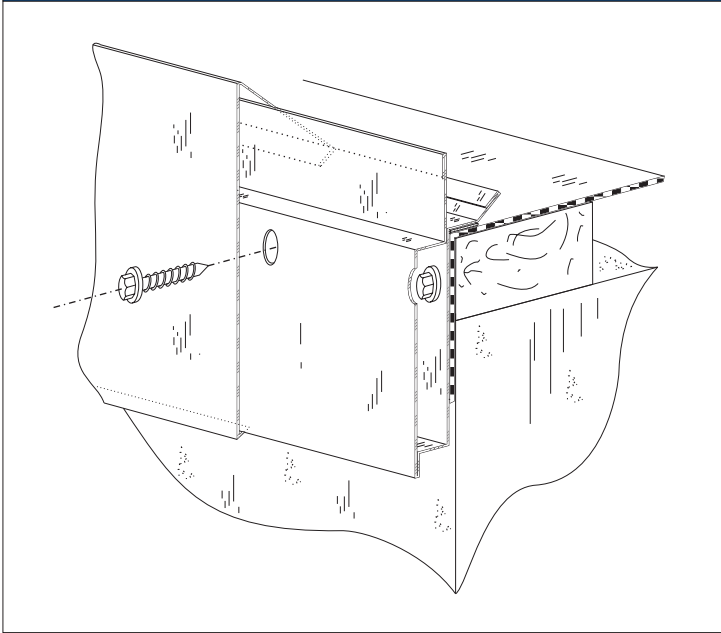


Typical Application



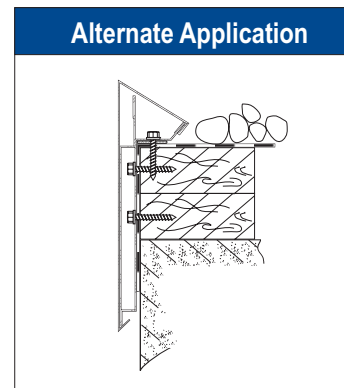
The Roof Terminator® is designed to significantly reduce costs and labor associated with terminating roof membranes along a building perimeter.

The system consists of a 24 ga continuous cleat, securely fastened to an installed nailer. The fascia cover snaps firmly onto the cleat, providing additional protection from moisture infiltration and improving aesthetic appeal. With no exposed fasteners and no spring clips, The Roof Terminator® can be used with most manufacturer's roof membranes.

The design is well suited for multiple system types including fully adhered, mechanically fastened, and ballasted systems in addition to SPF and other liquid applied roofs. The Roof Terminator® can be custom manufactured for various fastening patterns based on nailer type and location.

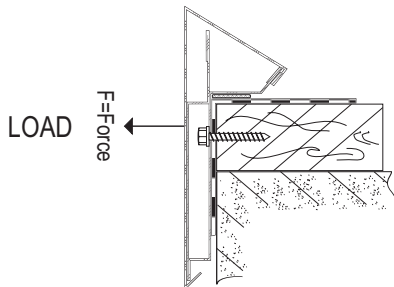
Our pre-engineered cleat design assures consistency, accuracy, and quality for your entire project. In addition, the building can be dried in long before color approvals are obtained. For future changes, the fascia cover can be removed and another color or finish installed without compromising the integrity of the installed cleat or roof system.

Alternate Application



SPRI Test Method RE-2

Pulloff test for fascia



Test Results

| Sample | Rating (lbs/Ft. ²) |
|--------|--------------------------------|
| 1 | 300 |
| 2 | 280 |
| 3 | 280 |
| 4 | 290 |
| 5 | 290 |



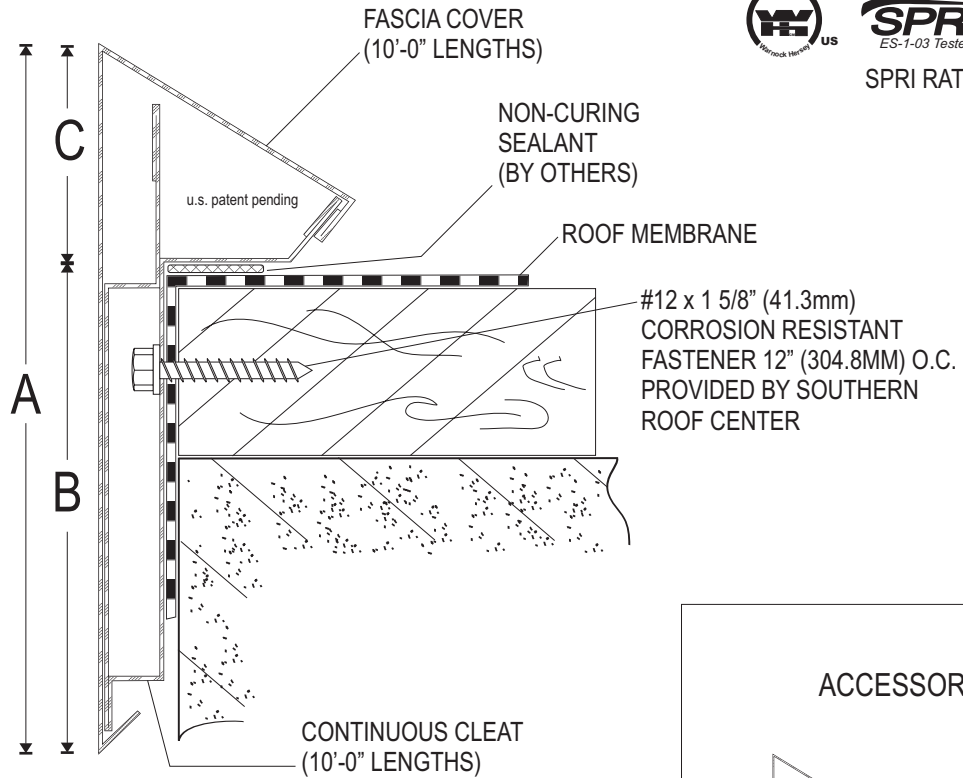
**Precision Fabricators
of Atlanta, LLC**
PO Box 45717
P 404.965.9383
F 404.965.9393
www.prefabatl.com

The SPRI document introduces a formula that takes into consideration several key design factors including wind speed zones, nature of building occupancy, building height and the surrounding ground roughness factor to accurately predict the building design pressure



ROOF TERMINATOR - STANDARD - ORDER FORM

EDGE METAL SYSTEMS



SPRI RATING 288 lbs/ft²

ACCESSORIES

COVER PLATE
QTY _____

#12 x 1 5/8"
S.S. FASTENER
QTY _____

| | |
|--------------------------------|--|
| PIECE LENGTH: <u>10ft</u> | TOTAL LINEAL FEET: _____ |
| DIM A: <u>6"</u> | MANUFACTURER: _____ |
| DIM B: <u>4 1/8"</u> | GAUGE: CLEAT <u>24</u> COVER <u>24</u> |
| DIM C: <u>1 7/8"</u> | FINISH: CLEAT PG MILL GALVALUM KYNAR (GALV) COVER PG MILL GALVALUM KYNAR |
| PROVIDES COVERAGE FOR 1 NAILER | COLOR: _____ |

Fabrication will proceed only after receipt of signed print approval.

Print Approval:
Architect and/or contractor shall verify all dimensions, sizes, colors, and quantities. Precision Fabricators of Atlanta can not be held responsible for errors made on this form.

Approved by: _____

Date: _____

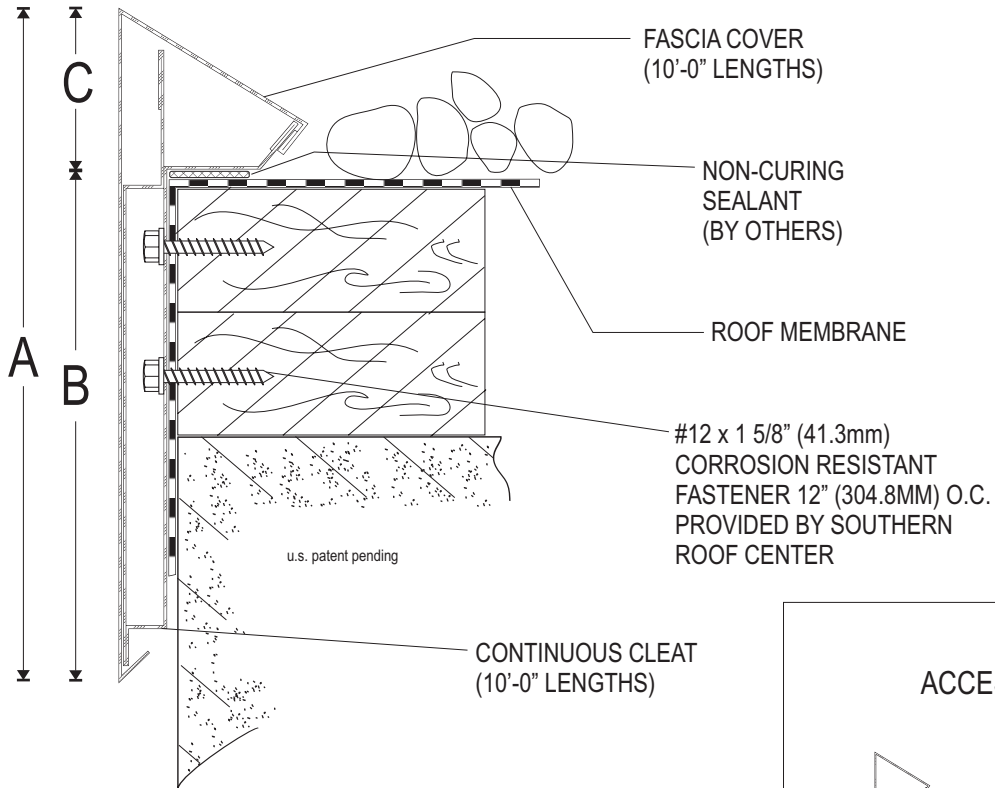


Precision Fabricators of Atlanta, LLC
 PO Box 45717
 P 404.965.9383
 F 404.965.9393
 www.prefabatl.com

| | | |
|------------|----------------------|--------------|
| PROJECT | SHT.# _____ OF _____ | |
| ARCHITECT | DWG BY: KTB | DATE: 021207 |
| CONTRACTOR | DWG #: RT006 | ENT: 8 |

ROOF TERMINATOR - CUSTOM - ORDER FORM

EDGE METAL SYSTEMS



ACCESSORIES



COVER PLATE QTY _____



#12 x 1 5/8" S.S. FASTENER QTY _____

| | |
|--------------------------------|--|
| PIECE LENGTH: <u>10ft</u> | TOTAL LINEAL FEET: _____ |
| DIM A: _____ | MANUFACTURER: _____ |
| DIM B: _____ | GAUGE: CLEAT <u>24</u> COVER <u>24</u> |
| DIM C: <u>1 7/8"</u> | FINISH: CLEAT PG MILL GALV COVER PG MILL GALV GALVALUM KYNAR GALVALUM KYNAR |
| PROVIDES COVERAGE FOR 1 NAILER | COLOR: _____ |

Fabrication will proceed only after receipt of signed print approval.

Print Approval:

Architect and/or contractor shall verify all dimensions, sizes, colors, and quantities. Precision Fabricators of Atlanta can not be held responsible for errors made on this form.

Approved by: _____

Date: _____



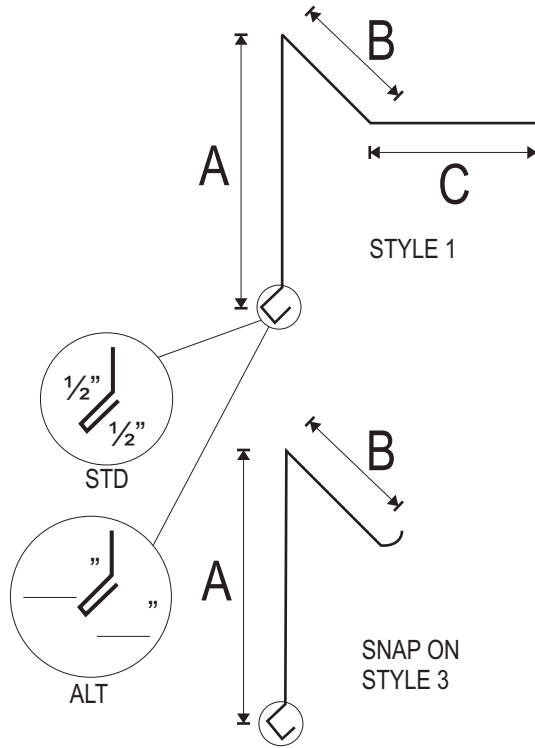
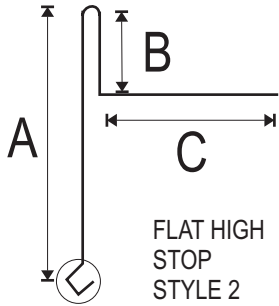
Precision Fabricators of Atlanta, LLC
 PO Box 45717
 P 404.965.9383
 F 404.965.9393
 www.prefabatl.com

| | | |
|------------|----------------------|--------------|
| PROJECT | SHT.# _____ OF _____ | |
| ARCHITECT | DWG BY: KTB | DATE: 021207 |
| CONTRACTOR | DWG #: RT001 | ENT: 11 |

GRAVEL STOP - ORDER FORM

EDGE METAL SYSTEMS

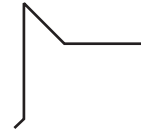
CHECK HERE TO INCLUDE CLEAT (TO FIT COVER)



SPRI RATING 180 lbs/ft²

ACCESSORIES

 COVER PLATE
STYLE 1
QTY _____

 SPLICE PLATE
STYLE 1
QTY _____

 SPLICE PLATE
STYLE 2
QTY _____

 COVER PLATE
STYLE 3
QTY _____

 SPLICE PLATE
STYLE 3
QTY _____

PIECE LENGTH: _____ TOTAL LINEAL FEET: _____

STYLE#: _____ MANUFACTURER: _____

DIM A: _____ GAUGE: CLEAT _____ COVER _____

DIM B: _____ FINISH: CLEAT PG MILL GALV GALV COVER PG MILL GALV
GALVALUM KYNAR GALVALUM KYNAR

DIM C: _____ COLOR: _____

Fabrication will proceed only after receipt of signed print approval.

Print Approval:

Architect and/or contractor shall verify all dimensions, sizes, colors, and quantities. Precision Fabricators of Atlanta can not be held responsible for errors made on this form.

Approved by: _____

Date: _____



Precision Fabricators of Atlanta, LLC
PO Box 45717
P 404.965.9383
F 404.965.9393
www.prefabatl.com

PROJECT _____ SHT.# _____ OF _____

ARCHITECT _____ DWG BY: KTB DATE: 021207

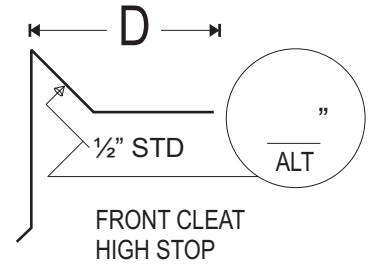
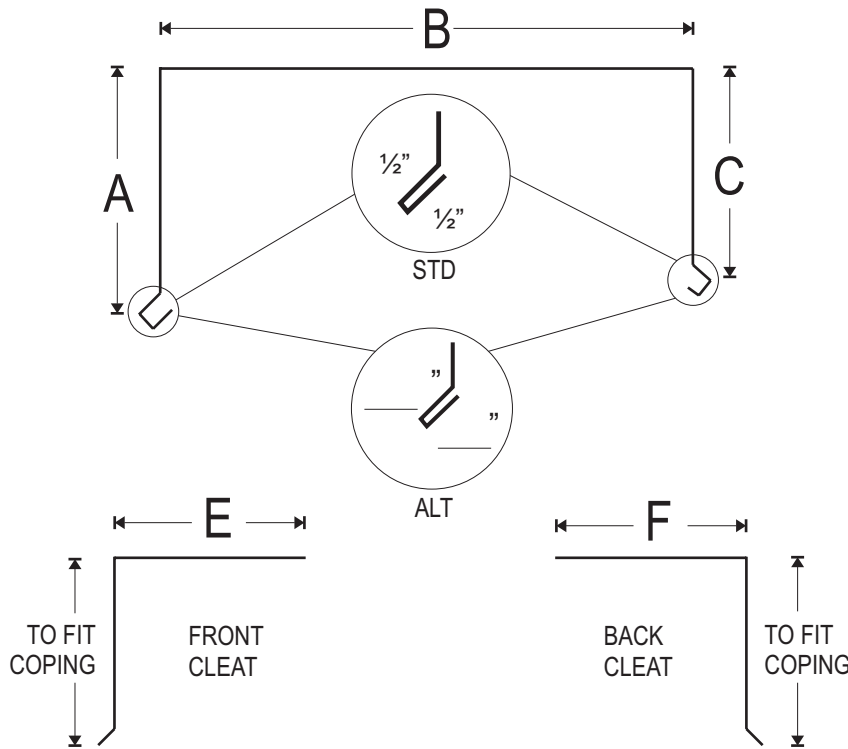
CONTRACTOR _____ DWG #: GS001 ENT: 19

COPING - ORDER FORM


EDGE METAL SYSTEMS




SPRI RATING 180 lbs/ft²



ACCESSORIES

 COVER PLATE QTY _____

 SPLICE PLATE QTY _____

| | |
|---------------------------|---|
| PIECE LENGTH: _____ | TOTAL LINEAL FEET: _____ |
| DIM A: _____ DIM E: _____ | MANUFACTURER: _____ |
| DIM B: _____ DIM F: _____ | GAUGE: CLEAT _____ COVER _____ |
| DIM C: _____ | FINISH: CLEAT <small>PG MILL GALV</small> <small>GALVALUM KYNAR</small> COVER <small>PG MILL GALV</small> <small>GALVALUM KYNAR</small> |
| DIM D: _____ | COLOR: _____ |

Fabrication will proceed only after receipt of signed print approval.

Print Approval:
Architect and/or contractor shall verify all dimensions, sizes, colors, and quantities. Precision Fabricators of Atlanta can not be held responsible for errors made on this form.

Approved by: _____

Date: _____

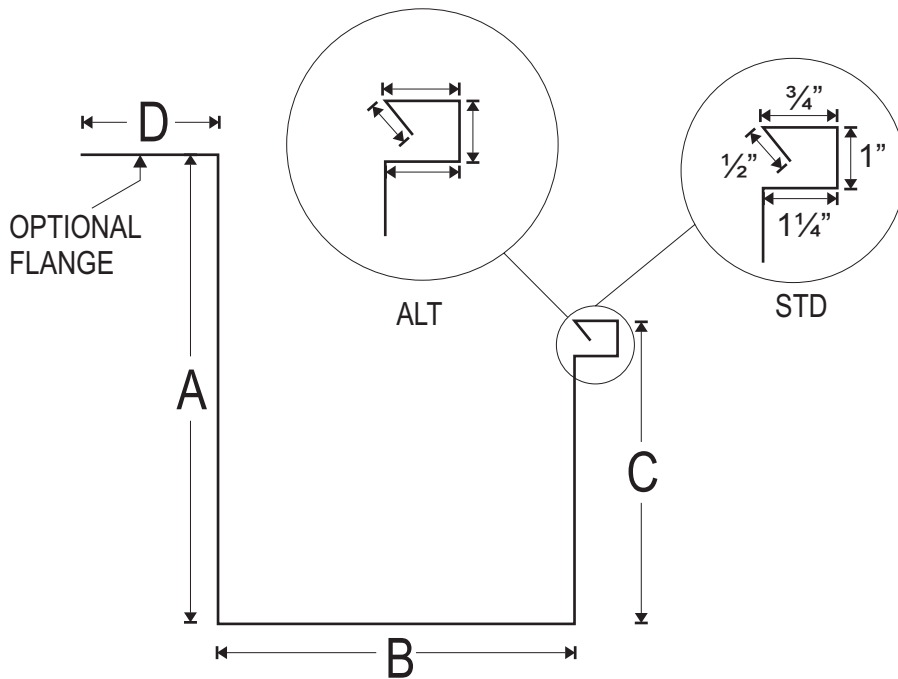


Precision Fabricators of Atlanta, LLC
PO Box 45717
P 404.965.9383
F 404.965.9393
www.prefabatl.com

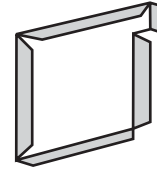
| | |
|------------------|-------------------------------|
| PROJECT _____ | SHT.# _____ OF _____ |
| ARCHITECT _____ | DWG BY: KTB DATE: 021207 |
| CONTRACTOR _____ | DWG #: C001 ENT: 18 |

BOX GUTTER STYLE 1 - ORDER FORM

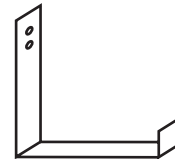
GUTTER SYSTEMS



ACCESSORIES

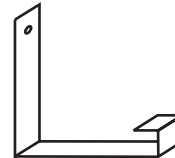


END CAP
L QTY _____
R QTY _____

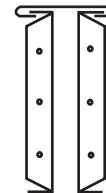


OUTSIDE BRACKET
1 1/2 x .125
QTY _____

CHECK HERE TO WRAP BRACKET WITH SAME METAL AS GUTTER



INSIDE STRAP
1 x .125
QTY _____



EXPANSION JOINT
QTY _____

PIECE LENGTH: _____ TOTAL LINEAL FEET: _____

DIM A: _____ MANUFACTURER: _____

DIM B: _____ GAUGE: _____

DIM C: _____ FINISH: PG MILL GALV GALVALUM KYNAR

DIM D (if app): _____ COLOR: _____

Fabrication will proceed only after receipt of signed print approval.

Print Approval:

Architect and/or contractor shall verify all dimensions, sizes, colors, and quantities. Precision Fabricators of Atlanta can not be held responsible for errors made on this form.

Approved by: _____

Date: _____



Precision Fabricators of Atlanta, LLC
PO Box 45717
P 404.965.9383
F 404.965.9393
www.prefabatl.com

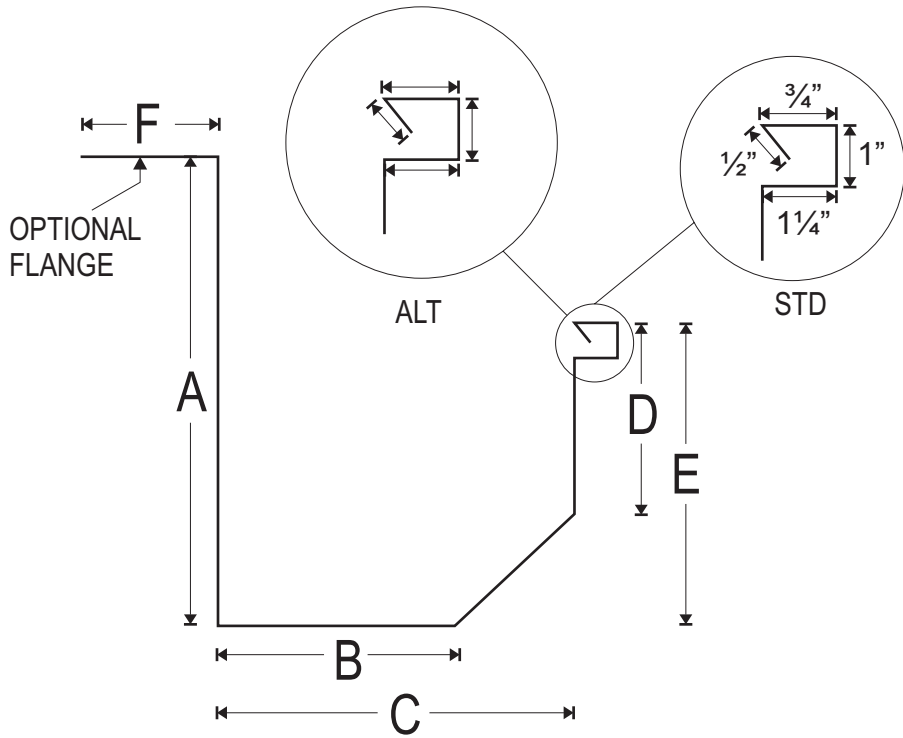
PROJECT _____ SHT.# _____ OF _____

ARCHITECT _____ DWG BY: KTB DATE: 021207

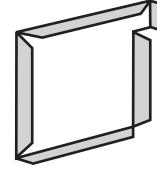
CONTRACTOR _____ DWG #: BG001 ENT: 13

BOX GUTTER STYLE 2 - ORDER FORM

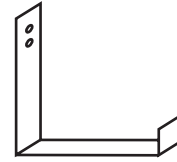
GUTTER SYSTEMS



ACCESSORIES

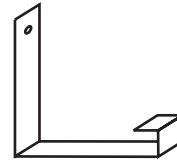


END CAP
L QTY _____
R QTY _____



OUTSIDE BRACKET
1 1/2 x .125
QTY _____

CHECK HERE TO WRAP BRACKET WITH SAME METAL AS GUTTER



INSIDE STRAP
1 x .125
QTY _____



EXPANSION JOINT
QTY _____

PIECE LENGTH: _____ TOTAL LINEAL FEET: _____

DIM A: _____ DIM D: _____ MANUFACTURER: _____

DIM B: _____ DIM E: _____ GAUGE: _____

DIM C: _____ FINISH: PG MILL GALV GALVALUM KYNAR

DIM F (if app): _____ COLOR: _____

Fabrication will proceed only after receipt of signed print approval.

Print Approval:

Architect and/or contractor shall verify all dimensions, sizes, colors, and quantities. Precision Fabricators of Atlanta can not be held responsible for errors made on this form.

Approved by: _____

Date: _____



Precision Fabricators of Atlanta, LLC
PO Box 45717
P 404.965.9383
F 404.965.9393
www.prefabatl.com

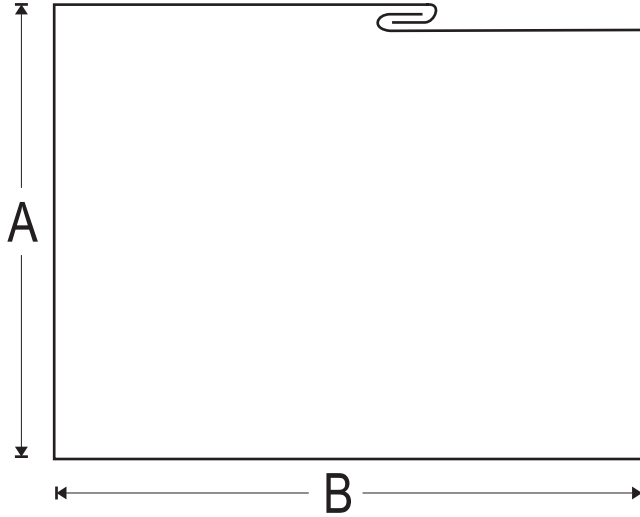
PROJECT _____ SHT.# _____ OF _____

ARCHITECT _____ DWG BY: KTB DATE: 021207

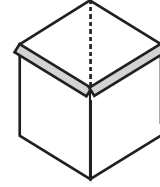
CONTRACTOR _____ DWG #: BG002 ENT: 20

DOWNPOUT STYLE 1 - ORDER FORM

GUTTER SYSTEMS



ACCESSORIES



DOWNPOUT
OUTLET
QTY _____



PIPE STRAP
QTY _____

PIECE LENGTH: _____

TOTAL LINEAL FEET: _____

DIM A: _____

MANUFACTURER: _____

DIM B: _____

GAUGE: _____

FINISH: PG MILL GALV
GALVALUM
KYNAR

COLOR: _____

Fabrication will proceed only after receipt of signed print approval.

Print Approval:

Architect and/or contractor shall verify all dimensions, sizes, colors, and quantities. Precision Fabricators of Atlanta can not be held responsible for errors made on this form.

Approved by: _____

Date: _____



**Precision Fabricators
of Atlanta, LLC**
PO Box 45717
P 404.965.9383
F 404.965.9393
www.prefabatl.com

PROJECT

SHT.# ____ OF ____

ARCHITECT

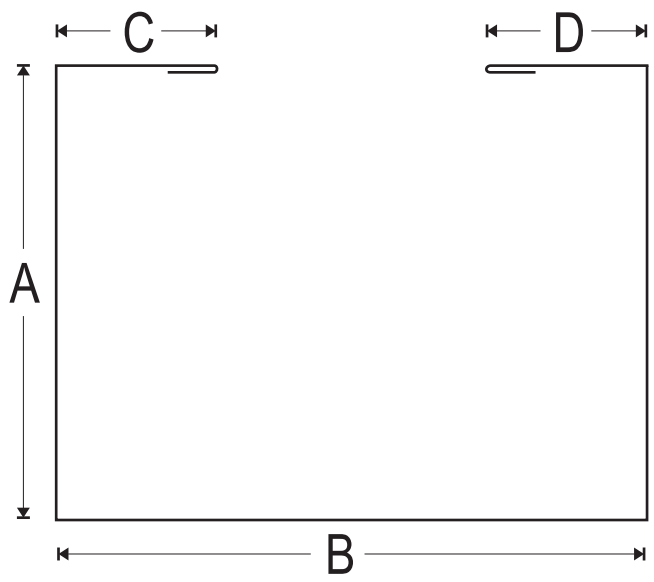
DWG BY: KTB

DATE: 021207

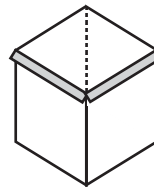
CONTRACTOR

DWG #: DS001

ENT: 14



ACCESSORIES



DOWNSPOUT
OUTLET
QTY _____



PIPE STRAP
QTY _____

PIECE LENGTH: _____

TOTAL LINEAL FEET: _____

DIM A: _____

MANUFACTURER: _____

DIM B: _____

GAUGE: _____

DIM C: _____

FINISH: PG MILL GALV
GALVALUM
KYNAR

DIM D: _____

COLOR: _____

Fabrication will proceed only after receipt of signed print approval.

Print Approval:

Architect and/or contractor shall verify all dimensions, sizes, colors, and quantities. Precision Fabricators of Atlanta can not be held responsible for errors made on this form.

Approved by: _____

Date: _____



**Precision Fabricators
of Atlanta, LLC**
PO Box 45717
P 404.965.9383
F 404.965.9393
www.prefabatl.com

PROJECT

SHT.# ____ OF ____

ARCHITECT

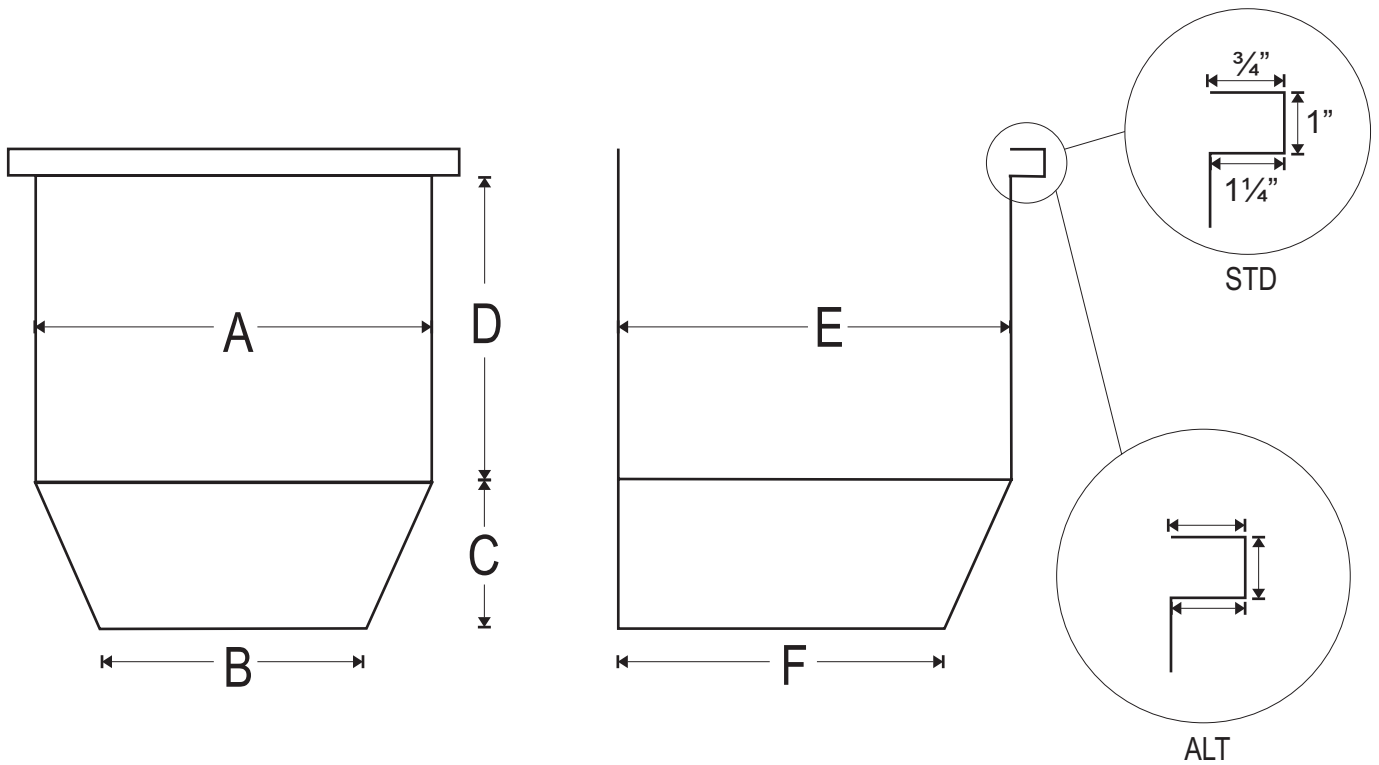
DWG BY: KTB

DATE: 021207

CONTRACTOR

DWG #: DS002

ENT: 16



| | | |
|---------------------------|---|--|
| QTY: _____ | | TO BE FIELD CAULKED SEAM SEAL BY OTHERS |
| DIM A: _____ DIM E: _____ | MANUFACTURER: _____ | |
| DIM B: _____ DIM F: _____ | GAUGE: _____ | |
| DIM C: _____ | FINISH: PG MILL GALV GALVALUM KYNAR | |
| DIM D: _____ | COLOR: _____ | |

Fabrication will proceed only after receipt of signed print approval.

Print Approval:

Architect and/or contractor shall verify all dimensions, sizes, colors, and quantities. Precision Fabricators of Atlanta can not be held responsible for errors made on this form.

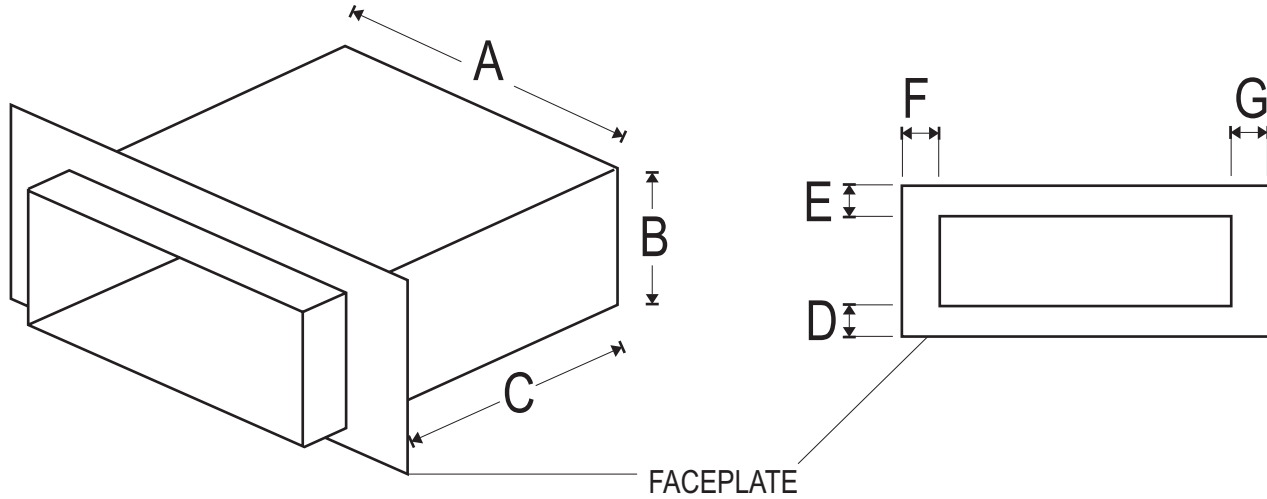
Approved by: _____

Date: _____



Precision Fabricators of Atlanta, LLC
 PO Box 45717
 P 404.965.9383
 F 404.965.9393
 www.prefabatl.com

| | | |
|------------|----------------------|--------------|
| PROJECT | SHT.# _____ OF _____ | |
| ARCHITECT | DWG BY: KTB | DATE: 021207 |
| CONTRACTOR | DWG #: CH001 | ENT: 15 |



| | | |
|---------------------------|--|--|
| QTY: _____ | TOTAL LINEAL FEET: _____ | MEMBRANE MFR: _____ |
| DIM A: _____ DIM E: _____ | MANUFACTURER: _____ | <input type="checkbox"/> CHECK IF COATED |
| DIM B: _____ DIM F: _____ | GAUGE: _____ | |
| DIM C: _____ DIM G: _____ | FINISH: FACEPLATE <small>PG MILL GALV GALVALUM KYNAR</small> | |
| DIM D: _____ | COLOR: _____ | |

Fabrication will proceed only after receipt of signed print approval.

Print Approval:

Architect and/or contractor shall verify all dimensions, sizes, colors, and quantities. Precision Fabricators of Atlanta can not be held responsible for errors made on this form.

Approved by: _____

Date: _____



Precision Fabricators of Atlanta, LLC
 PO Box 45717
 P 404.965.9383
 F 404.965.9393
 www.prefabatl.com

| | | |
|------------------|----------------------|--------------|
| PROJECT _____ | SHT.# _____ OF _____ | |
| ARCHITECT _____ | DWG BY: KTB | DATE: 021207 |
| CONTRACTOR _____ | DWG #: SC001 | ENT: 16 |

CUSTOM - ORDER FORM

CUSTOM FABRICATION

NOTES

PIECE LENGTH: _____

TOTAL LINEAL FEET: _____

DIM A: _____ DIM E: _____

MANUFACTURER: _____

DIM B: _____ DIM F: _____

GAUGE: CLEAT _____ COVER _____

DIM C: _____ DIM G: _____

FINISH: CLEAT PG MILL GALV
GALVALUM
KYNAR COVER PG MILL GALV
GALVALUM
KYNAR

DIM D: _____ DIM H: _____

COLOR: _____

Fabrication will proceed only after receipt of signed print approval.

Print Approval:

Architect and/or contractor shall verify all dimensions, sizes, colors, and quantities. Precision Fabricators of Atlanta can not be held responsible for errors made on this form.

Approved by: _____

Date: _____



Precision Fabricators of Atlanta, LLC
 PO Box 45717
 P 404.965.9383
 F 404.965.9393
 www.prefabatl.com

PROJECT

SHT.# _____ OF _____

ARCHITECT

DWG BY: KTB

DATE: 120106

CONTRACTOR

DWG #: C001

REV: